

SUMMARY OF APPROVED BUDGET, UTILIZATIONS, DISBURSEMENTS AND BALANCES BY OBJECT OF EXPENDITURES  
As of the Quarter Ending March 31, 2021

COA-PS

FAR No. 2-A

RECEIVED  
APR 27 2021

Department : Department of Budget and Management  
Agency : Procurement Service  
Operating Unit :  
Organization Code (UACS) : 06 003 00 00000  
Funding Source Code (as clustered) : 207511

Particulars	UACS CODE	Budget		Budget Utilization					Disbursements					BALANCES			
		Budgeted Revenue	Adjustments (Additions, Reductions, Reallignment)	Budgeted Revenue	1st Quarter Ending March 31	2nd Quarter Ending June 30	3rd Quarter Ending Sept. 30	4th Quarter Ending Dec. 31	Total	1st Quarter Ending March 31	2nd Quarter Ending June 30	3rd Quarter Ending Sept. 30	4th Quarter Ending Dec. 31	Total	Unutilized Budget	Unpaid Utilizations	
1	2	3	4	5=3+(-)4	6	7	8	9	10=(6+7+8+9)	11	12	13	14	15=(11+12+13+14)	16=(5-10)	17	18
<b>SUMMARY</b>																	
<b>A. AGENCY SPECIFIC BUDGET</b>																	
Personnel Services		396,313,964.25	-	396,313,964.25	43,595,063.23	-	-	-	43,595,063.23	43,573,403.33	-	-	-	43,573,403.33	352,718,901.02	21,659.90	
Salaries and Wages																	
Salaries and Wages - Regular																	
Basic Salary - Civilian	50101010 01																
Basic Pay - Military/Uniformed Personnel	50101010 02																
Salaries and Wages - Contractual	50101020	249,210,180.00		249,210,180.00	36,555,760.42				36,555,760.42	36,547,861.10				36,547,861.10	212,654,419.59	7,899.32	
Other Compensation																	
Personnel Economic Relief Allowance PERA - Civilian	50102010	12,978,000.00		12,978,000.00	2,120,909.60				2,120,909.60	2,120,727.80				2,120,727.80	10,857,090.40	181.80	
Representation Allowance	50102020	2,040,000.00		2,040,000.00	268,750.00				268,750.00	268,750.00				268,750.00	1,771,250.00	-	
Transportation Allowance	50102030	1,608,000.00		1,608,000.00	201,250.00				201,250.00	201,250.00				201,250.00	1,406,750.00	-	
Clothing / Uniform Allowance	50102040	3,252,000.00		3,252,000.00	-				-	-				-	3,252,000.00	-	
Productivity Incentive Allowance	50102080	2,710,000.00		2,710,000.00	-				-	-				-	2,710,000.00	-	
Longevity Pay	50102120	-		-	-				-	-				-	-	-	
Overtime and Night Pay	50102130	11,411,237.43		11,411,237.43	-				-	-				-	11,411,237.43	-	
Mid Year Bonus	50102160	20,138,996.00		20,138,996.00	-				-	-				-	20,138,996.00	-	
Year End Bonus	50102140	20,138,996.00		20,138,996.00	-				-	-				-	20,138,996.00	-	
Cash Gift	50102150	2,710,000.00		2,710,000.00	-				-	-				-	2,710,000.00	-	
Personnel Benefits Contributions																	
Retirement and Life Insurance Premiums	50103010	29,905,221.60		29,905,221.60	2,918,440.14				2,918,440.14	2,918,440.14				2,918,440.14	26,986,781.46	-	
Pag-IBIG - Civilian	50103020	648,900.00		648,900.00	68,900.00				68,900.00	68,900.00				68,900.00	580,000.00	-	
PhilHealth - Civilian	50103030	6,823,193.76		6,823,193.76	332,947.18				332,947.18	332,947.18				332,947.18	6,490,246.58	-	
Employees Compensation Insurance Premiums	50103040	648,900.00		648,900.00	71,000.00				71,000.00	71,000.00				71,000.00	577,900.00	-	
Other Bonuses and Allowances																	
Collective Negotiation Agreement Incentive	5010299011	-		-	-				-	-				-	-	-	
Service Recognition Incentive	50104990	-		-	-				-	-				-	-	-	
Other Personnel Benefits																	
Hazard pay	50102110	-		-	-				-	-				-	-	-	
Retirement Gratuity	50104020	-		-	-				-	-				-	-	-	
Terminal Leave Benefits - Civilian	50104030	1,980,313.51		1,980,313.51	821,032.01				821,032.01	821,032.01				821,032.01	1,159,281.50	-	
Other Personnel Benefits	50104990	30,110,025.95		30,110,025.95	236,073.88				236,073.88	222,495.10				222,495.10	29,873,952.07	13,578.78	
Maintenance & Other Operating Expenses		438,659,384.69		438,659,384.69	14,799,958.90				14,799,958.90	11,989,438.99				11,989,438.99	423,859,425.79	2,810,519.91	
Traveling Expenses	50201000																
Traveling Expenses - Local	50201010	4,182,444.00		4,182,444.00	177,835.00				177,835.00	152,423.00				152,423.00	4,004,609.00	25,412.00	
Traveling Expenses - Foreign	50201020	-		-	-				-	-				-	-	-	
Training and Scholarship Expenses																	
Training Expenses	50202010	49,643,037.22		49,643,037.22	19,920.00				19,920.00	13,320.00				13,320.00	49,623,117.22	6,600.00	
ICT Training	50202010	2,432,640.00		2,432,640.00	-				-	-				-	2,432,640.00	-	
Scholarship	50202020	1,500,000.00		1,500,000.00	-				-	-				-	1,500,000.00	-	
Grants/Expenses																	

M

Particulars	UACS CODE	Budget		Budget Utilization						Disbursements					BALANCES		
		Budgeted Revenue	Adjustments (Additions, Reductions, Realignment)	Budgeted Revenue	1st Quarter Ending March 31	2nd Quarter Ending June 30	3rd Quarter Ending Sept. 30	4th Quarter Ending Dec. 31	Total	1st Quarter Ending March 31	2nd Quarter Ending June 30	3rd Quarter Ending Sept. 30	4th Quarter Ending Dec. 31	Total	Unutilized Budget	Unpaid Utilizations	
																Due and Demandable / Accounts Payable	Not Yet Due and Demandable
1	2	3	4	5=(3+4)	6	7	8	9	10=(6+7+8+9)	11	12	13	14	15=(11+12+13+14)	16=(5-10)	17	18
<b>Supplies and Materials Expenses</b>				-	-				-	-				-			
Office Supplies Expenses	50203010	23,820,585.19		23,820,585.19	1,458,559.08				1,458,559.08	152,033.40				152,033.40	22,362,026.11	1,306,525.68	
Accountable Forms Expenses	50203020	909,284.00		909,284.00	-				-	-				-	909,284.00	-	
Non-Accountable Forms Expenses	50203030	175,000.00		175,000.00	-				-	-				-	175,000.00	-	
Animal/Zoological Supplies Expenses	50203040	-		-	-				-	-				-	-	-	
Food Supplies Expenses	50203050	-		-	-				-	-				-	-	-	
Welfare Goods Expenses	50203060	-		-	-				-	-				-	-	-	
Drugs and Medicines Expenses	50203070	117,500.00		117,500.00	-				-	-				-	117,500.00	-	
Medical, Dental and Laboratory Supplies Expenses	50203080	120,364.00		120,364.00	-				-	-				-	120,364.00	-	
Fuel, Oil and Lubricants Expenses	50203090	4,604,900.00		4,604,900.00	548,079.56				548,079.56	548,079.56				548,079.56	4,056,820.44	-	
Agricultural and Marine Supplies Expenses	50203100	-		-	-				-	-				-	-	-	
Textbooks and Instructional Materials Expenses	50203110	-		-	-				-	-				-	-	-	
Textbooks and Instructional Materials Expenses	5020311001	26,686.05		26,686.05	-				-	-				-	26,686.05	-	
Chalk Allowance	5020311002	-		-	-				-	-				-	-	-	
Military, Police and Traffic Supplies Expenses	50203120	-		-	-				-	-				-	-	-	
Chemical and Filtering Supplies Expenses	50203130	-		-	-				-	-				-	-	-	
Semi-Expendable Machinery & Equipment Expenses																	
Machinery & Equipment Expenses	5020321001	584,100.00		584,100.00	-				-	-				-	584,100.00	-	
Office equipment	5020321002	352,922.78		352,922.78	-				-	-				-	352,922.78	-	
ICT Equipment	5020321003	5,134,053.00		5,134,053.00	-				-	-				-	5,134,053.00	-	
Communication Equipment	5020321007	59,469.17		59,469.17	-				-	-				-	59,469.17	-	
Printing Equipment	5020321011	107,739.71		107,739.71	-				-	-				-	107,739.71	-	
Technical and scientific equipment	5020321013	-		-	-				-	-				-	-	-	
Other machinery and equipment	5020321099	1,483,244.00		1,483,244.00	-				-	-				-	1,483,244.00	-	
Semi-Expendable Furniture, Fixtures and Books Expense and fixtures	5020322001	1,379,500.00		1,379,500.00	3,948.38				3,948.38	-				-	1,375,551.62	3,948.38	
Other Supplies and Materials Expenses	50203990	1,028,970.32		1,028,970.32	26,800.00				26,800.00	26,800.00				26,800.00	1,002,170.32	-	
<b>Utility Expenses</b>																	
Water Expenses	50204010	1,912,255.03		1,912,255.03	313,347.24				313,347.24	236,617.51				236,617.51	1,598,907.79	76,729.73	
Electricity Expenses	50204020	7,633,605.97		7,633,605.97	1,224,000.36				1,224,000.36	890,300.87				890,300.87	6,409,605.61	333,699.49	
<b>Communication Expenses</b>																	
Postage and Deliveries	50205010	718,540.00		718,540.00	16,019.60				16,019.60	16,019.60				16,019.60	702,520.40	-	
Telephone Expense - Mobile	5020502001	1,865,800.00		1,865,800.00	227,123.45				227,123.45	226,623.45				226,623.45	1,638,676.55	500.00	
Telephone Expense - Landline	5020502002	5,032,956.44		5,032,956.44	57,476.94				57,476.94	57,476.94				57,476.94	4,975,479.50	-	
Internet Subscription Expense	50205030	6,668,408.00		6,668,408.00	309,365.76				309,365.76	303,235.00				303,235.00	6,359,042.24	6,130.76	
Cable satellite and telegraph expenses	50205040	55,600.00		55,600.00	-				-	-				-	55,600.00	-	

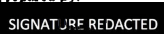
M


Particulars	UACS CODE	Budget		Budget Utilization					Disbursements				BALANCES				
		Budgeted Revenue	Adjustments (Additions, Reductions, Realignment)	Budgeted Revenue	1st Quarter Ending March 31	2nd Quarter Ending June 30	3rd Quarter Ending Sept. 30	4th Quarter Ending Dec. 31	Total	1st Quarter Ending March 31	2nd Quarter Ending June 30	3rd Quarter Ending Sept. 30	4th Quarter Ending Dec. 31	Total	Unused Budget	Unpaid Utilizations	
																Due and Demandable / Accounts Payable	Not Yet Due and Demandable
1	2	3	4	5=(3)+(4)	6	7	8	9	10=(6)+(7)+(8)+(9)	11	12	13	14	15=(11)+(12)+(13)+(14)	16=(5-10)	17	18
<b>Confidential, Intelligence and Extraordinary Expenses</b>																	
Extraordinary and Miscellaneous Expenses	50210030	1,011,600.00		1,011,600.00	110,175.00				110,175.00	76,275.00				76,275.00	901,425.00	33,900.00	
Rewards/Awards/Prizes																	
Rewards/Awards Expenses	50206010	20,000.00		20,000.00	-				-	-				-	20,000.00	-	
Prizes	50206020	-		-	-				-	-				-	-	-	
Professional Services																	
Legal Services	50211010	875,350.00		875,350.00	250.00				250.00	250.00				250.00	875,100.00	-	
Auditing Services	50211020	32,000.00		32,000.00	-				-	-				-	32,000.00	-	
ICT Consultancy Services	5021103001	8,600,000.00		8,600,000.00	-				-	-				-	8,600,000.00	-	
Consultancy Services	5021103002	19,680,000.00		19,680,000.00	-				-	-				-	19,680,000.00	-	
Other Professional Services	50211990	16,377,013.05		16,377,013.05	460,000.00				460,000.00	460,000.00				460,000.00	15,917,013.05	-	
Environment/Sanitary Services	50212010	-		-	-				-	-				-	-	-	
General Services																	
Janitorial Services	50212020	-		-	-				-	-				-	-	-	
Security Services	50212030	27,816,659.08		27,816,659.08	156,829.39				156,829.39	156,829.39				156,829.39	27,659,829.69	-	
Other General Services - ICT Services	50212990	100,000.00		100,000.00	-				-	-				-	100,000.00	-	
Other General Services	50212990	33,390,627.68		33,390,627.68	4,818,400.02				4,818,400.02	4,818,400.02				4,818,400.02	28,572,227.66	-	
Repairs and Maintenance																	
Other land improvements	50213020	150,000.00		150,000.00	-				-	-				-	150,000.00	-	
Buildings & Other Structures	5021304001	16,882,910.00		16,882,910.00	192,204.00				192,204.00	192,204.00				192,204.00	16,690,706.00	-	
Machinery	5021305001	100,000.00		100,000.00	-				-	-				-	100,000.00	-	
Machinery and Equipment	5021305002	1,000,000.00		1,000,000.00	27,910.00				27,910.00	27,910.00				27,910.00	972,090.00	-	
Office Equipment	5021305002	478,500.00		478,500.00	2,880.00				2,880.00	2,880.00				2,880.00	475,620.00	-	
ICT Equipment	5021305003	1,158,500.00		1,158,500.00	695.00				695.00	695.00				695.00	1,157,805.00	-	
Communication Equipment	5021305007	60,000.00		60,000.00	-				-	-				-	60,000.00	-	
Technical & Scientific Equipment	5021305014	50,000.00		50,000.00	-				-	-				-	50,000.00	-	
Other Machinery & Equipment	5021305099	10,000.00		10,000.00	-				-	-				-	10,000.00	-	
Motor Vehicle	5021306001	2,183,000.00		2,183,000.00	200,255.00				200,255.00	200,255.00				200,255.00	1,982,745.00	-	
Furniture and Fixtures	50213070	544,300.00		544,300.00	-				-	-				-	544,300.00	-	
Semi-expendable - Information and Communications Technology	5021321003	57,000,840.00		57,000,840.00	-				-	-				-	57,000,840.00	-	
Other Property, Plant & Equipment	5021305002	237,000.00		237,000.00	-				-	-				-	237,000.00	-	
Financial Assistance/Subsidy	502014080	50,000.00		50,000.00	-				-	-				-	50,000.00	-	
Taxes, Insurance Premiums and Other Fees																	
Taxes, Duties and Licenses	50215010	237,000.00		237,000.00	15,255.30				15,255.30	15,255.30				15,255.30	221,744.70	-	
Fidelity Bond Premiums	50215020	1,597,800.00		1,597,800.00	67,500.00				67,500.00	67,500.00				67,500.00	1,530,300.00	-	
Insurance Expenses	50215030	3,600,000.00		3,600,000.00	2,340,839.72				2,340,839.72	2,340,839.72				2,340,839.72	1,259,160.28	-	
Other Maintenance and Operating Expenses																	
Advertising Expenses	50299010	9,956,000.00		9,956,000.00	-				-	-				-	9,956,000.00	-	
Printing and Binding Expenses	50299020	1,089,000.00		1,089,000.00	108,446.00				108,446.00	751.00				751.00	980,554.00	107,695.00	
Representation Expenses	50299030	6,595,460.00		6,595,460.00	199,491.61				199,491.61	199,491.61				199,491.61	6,395,968.39	-	
Transportation and delivery expenses	50299040	16,262,500.00		16,262,500.00	-				-	-				-	16,262,500.00	-	
Rent Expenses	5029905003	-		-	-				-	-				-	-	-	
Building & Structures	5029905001	1,620,000.00		1,620,000.00	-				-	-				-	1,620,000.00	-	
Motor Vehicle	5029905003	2,706,320.00		2,706,320.00	-				-	-				-	2,706,320.00	-	
ICT Machinery & Equipment	5029905008	3,000,000.00		3,000,000.00	-				-	-				-	3,000,000.00	-	


M

Particulars	UACS CODE	Budget			Budget Utilization					Disbursements				BALANCES			
		Budgeted Revenue	Adjustments (Additions, Reductions, Realignment)	Budgeted Revenue	1st Quarter Ending March 31	2nd Quarter Ending June 30	3rd Quarter Ending Sept. 30	4th Quarter Ending Dec. 31	Total	1st Quarter Ending March 31	2nd Quarter Ending June 30	3rd Quarter Ending Sept. 30	4th Quarter Ending Dec. 31	Total	Unutilized Budget	Unpaid Utilizations	
																Due and Demandable / Accounts Payable	Not Yet Due and Demandable
1	2	3	4	5=(3+4)	6	7	8	9	10=(6+7+8+9)	11	12	13	14	15=(11+12+13+14)	16=(5-10)	17	18
Membership Dues and Contributions to Organizations	50299060	20,000.00		20,000.00	-				-	-				20,000.00	-		
Subscription Expenses	50299070	70,358,000.00		70,358,000.00	1,713,683.49				1,713,683.49	804,304.62				804,304.62	68,644,316.51	909,378.87	
Library & Other Reading Materials	50299070-	1,500.00		1,500.00	-				-	-				1,500.00	-		
Bank transaction fees	50299220	5,000,000.00		5,000,000.00	-				-	-				5,000,000.00	-		
Other Maintenance and Operating Expenses	50299990	7,257,900.00		7,257,900.00	2,669.00				2,669.00	2,669.00				2,669.00	7,255,231.00	-	
Financial Expenses																	
Bank Charges	50301040	-		-	-				-	-				-	-		
Other Financial Charges	50301990	-		-	-				-	-				-	-		
Continue down to the last object of expenditure...																	
Capital Outlays		624,116,312.71	-	624,116,312.71	36,635.55	-	-	-	36,635.55	-	-	-	-	-	624,079,677.16	36,635.55	
Property, Plant and Equipment Outlay																	
Land	10601010	301,329,767.23		301,329,767.23	-				-	-				301,329,767.23	-		
Other Land Improvements	10602990	2,150,000.00		2,150,000.00	-				-	-				2,150,000.00	-		
Buildings & Other Structures	10604010	202,430,755.00		202,430,755.00	-				-	-				202,430,755.00	-		
Machinery & Equipment	10605010	11,867,000.00		11,867,000.00	-				-	-				11,867,000.00	-		
Office Equipment	10605020	16,438,504.88		16,438,504.88	-				-	-				16,438,504.88	-		
ICT Equipment	10605030	42,378,692.94		42,378,692.94	36,635.55				36,635.55	-				42,342,057.39	36,636		
Communication Equipment	10605070	500,000.00		500,000.00	-				-	-				500,000.00	-		
Printing Equipment	10605120	1,045,684.66		1,045,684.66	-				-	-				1,045,684.66	-		
ICT Software	10801020	50,000.00		50,000.00	-				-	-				50,000.00	-		
Technical & Scientific Equipment	10605140	60,000.00		60,000.00	-				-	-				60,000.00	-		
Other Machinery & Equipment	10605990	6,978,978.00		6,978,978.00	-				-	-				6,978,978.00	-		
Transportation Equipment	10606010	20,542,720.00		20,542,720.00	-				-	-				20,542,720.00	-		
Other Property, Plant & Equipment	10699990	395,000.00		395,000.00	-				-	-				395,000.00	-		
Military, Police and Security Equipment	10605100	300,000.00		300,000.00	-				-	-				300,000.00	-		
Furnitures and Fixtures	10607010	17,649,210.00		17,649,210.00	-				-	-				17,649,210.00	-		
Other Losses																	
Loss of Assets and Other Losses	40501990	-		-	-				-	-				-	-		
GRAND TOTAL		1,459,089,661.65	-	1,459,089,661.65	58,431,657.68	-	-	-	58,431,657.68	55,562,842.32	-	-	-	55,562,842.32	1,400,658,003.97	2,868,815.36	

NOTE: THE NUMBERS ARE INDICATIVE AND ARE STILL SUBJECT TO CHANGES UNTIL COMPTROLLER DIVISION CLOSES THE FY2021 BOOKS

Prepared by:  
  
 Cyrene J. Nambong  
 Budget Officer  
 Date:

Certified Correct:  
  
 Joshua S. Laire  
 OIC Chief, Comptroller Division  
 Date:

Recommended/Approved:  
  
 Dir. Christopher A. L. Suintay  
 Director, AFG  
 Date:

Approved By:  
  
 Usec. Lloyd Christopher A. Laro  
 Agency Head/Department Secretary  
 Date: